

WALLACE TM ●● TRAILERS

35 TON DETACHABLE Non-Ground Bearing



Model DLBT35-2

Model DLBT35-2 Comes Equipped With These Standard Features!




Adjustable ride heights eliminates problems with crossing rail-road tracks, loading (unloading) on soft ground and getting into job sites.




Non-Ground Bearing Neck w/self-contained pony motor. Self-aligning neck for easy detaching.




Hutch 9700 Spring suspension •
255/70R 22.5 (H)
Low profile steel belted radials •
Outboard mounted oil bath hubs • 10-Hole Budd wheels.



Covered rear deck adds 9' of usable space.

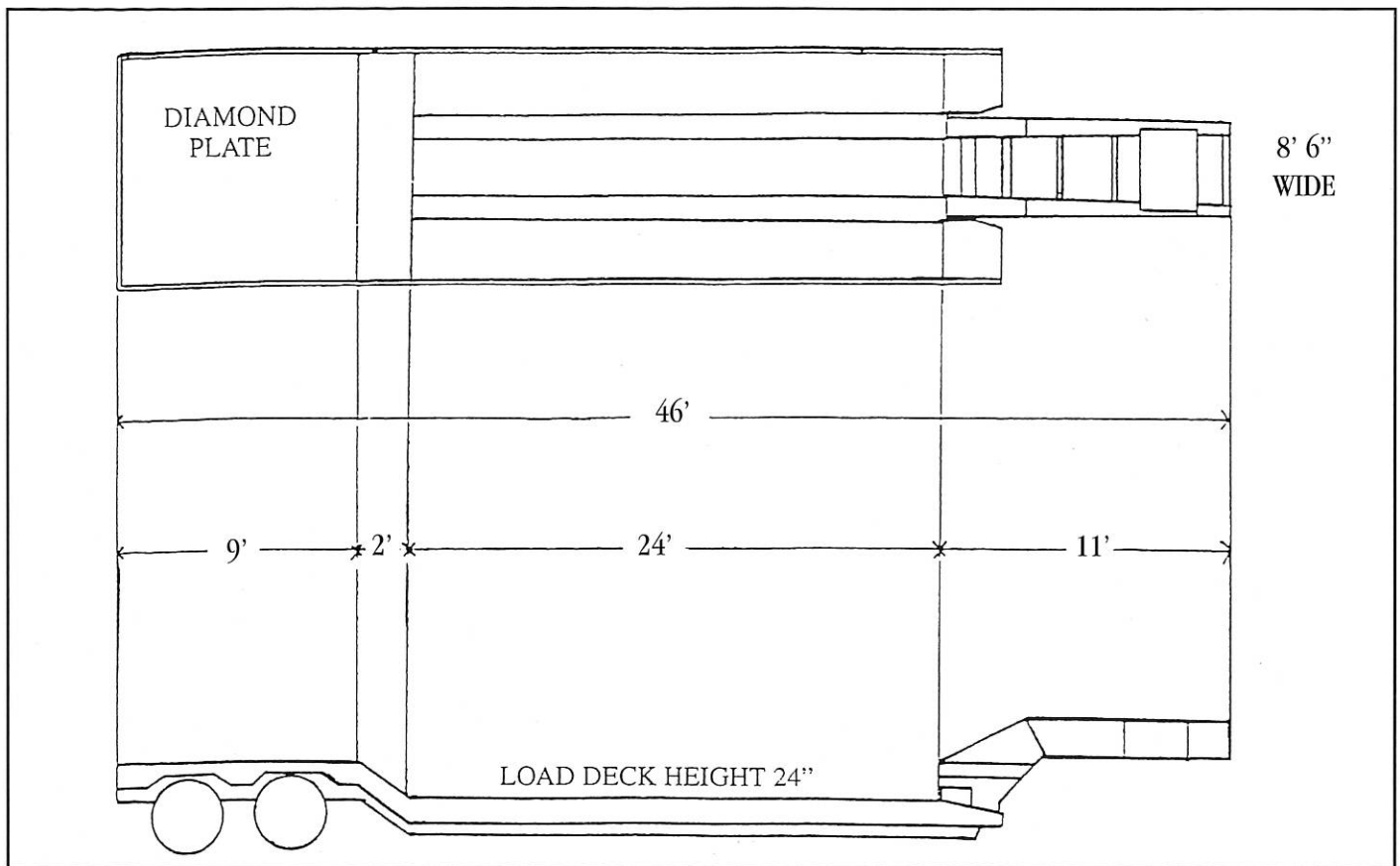


28" wide w/20° approach and 10° ramp extended front slopes.



9 Heavy Duty "D" Rings per side • Load bearing outriggers - spaced every 24".

OUR Standard Features Are What Others Call Options!



35 TON DETACHABLE LOWBOY TRAILER

Model # DLBT35-2

STANDARD FEATURES:

- 11' Hydraulic Detachable Non-Ground Bearing Neck with Self Contained Electric Start Gasoline Engine
- 46' Overall Length
- 8'6" Overall Width
- 24' Load Deck
- 2" Rough Cut Oak Deck
- Outriggers on 2' Centers
- 8" Ground Clearance
- 24" Deck Height
- Full Width Ramp to Rear Deck
- Heavy Duty Bolsters in Front Of and Between All Axles
- Hutch 9700 Spring Suspension
- 255/70R 22.5 Low Profile Steel Belted Radials
- 10-Hole Budd Wheels
- Outboard Mounted Brake Drums
- 9 "D" Rings Per Side
- Extended Front Slope
- Lighting That Meets or Exceeds Dot Requirements
- Paint: Choice of our standard colors

Trailers are of solid weld pierced beam construction.

Also Available in a 40 Ton Model

WALLACE  TM
 **TRAILERS**

P.O. Box 1286 • 2299 Hwy. 84 E.
 Valdosta, Georgia 31603-1286
 (912) 241-8929 • Fax (912) 241-8940